



Workholding Systems ZH

concentric clamping, hydraulically operated

jaw widths 100, 125 and 160 mm



Advantages

- High repetitive clamping and positioning accuracy of ± 0.01 mm
- Opening stroke limitation by means of adjusting screw or optionally proximity switch
- High stability and very good protection against swarf
- Clamping edge for clamping claws
- Customer-specific mounting holes
- Fitting key, positioning and mounting holes for standard and special clamping jaws
- Crosswise keyway for positioning
- Central lubrication

Application

Hydraulically-operated concentric workholding systems for clamping of workpieces on machining centres, automatic saws or end machining. The workholding systems are also used in special machines or as a fixture element. Particularly suitable for automated processes or harsh environmental conditions.

Accessories

- Clamping jaws on request
- Accessories for fixing and positioning see page 2
- Hydraulic pressure generators on request

Consultation

Our experts will be pleased to advise you also on site, and work with you to find the optimum clamping solution.

Extensive information such as drawings and CAD models are available on request.

Description

Due to the play-free adjustment of the synchronisation mechanism clamping and positioning accuracies of ± 0.01 mm are obtained. Long slide guides and the compact encapsulation of the moving parts ensure high process safety and durability.

The large clamping strokes enable the production of a large number of workpieces in one workholding system. Also large jaw openings can be realised in very compact workholding systems. The opening stroke can be adjusted by means of an adjusting screw or optionally by a proximity switch.

Technical data

Clamping principle: **concentric clamping**
 Operation: **hydraulic double acting**
 Max. operating pressure: **150 bar**

Z 100 H

Jaw width: 100 mm
 Clamping force: 16 kN at 150 bar
 Clamping stroke: 22 mm / slide
 Max. jaw opening: 316 mm

Z 125 H

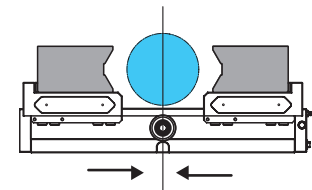
Jaw width: 125 mm
 Clamping force: 25 kN at 150 bar
 Clamping stroke: 35 mm / slide
 Max. jaw opening: 436 mm

Z 160 H

Jaw width: 160 mm
 Clamping force: 40 kN at 150 bar
 Clamping stroke: 45 mm / slide
 Max. jaw opening: 520 mm

Use of Vee jaws

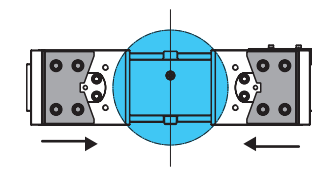
Clamping diameter



Z 100 H $\varnothing 15$ mm – $\varnothing 120$ mm

Z 125 H $\varnothing 22$ mm – $\varnothing 170$ mm

Z 160 H $\varnothing 28$ mm – $\varnothing 224$ mm



Z 100 H $\varnothing 150$ mm – $\varnothing 260$ mm


Z 125 H $\varnothing 180$ mm – $\varnothing 360$ mm

Z 160 H $\varnothing 200$ mm – $\varnothing 450$ mm

Retention force and holding torque

For calculation of the retention force F_H and holding torque M_H when using Vee jaws for pipe or shaft end machining we are pleased to provide you with our brochure 0.5000.1676.

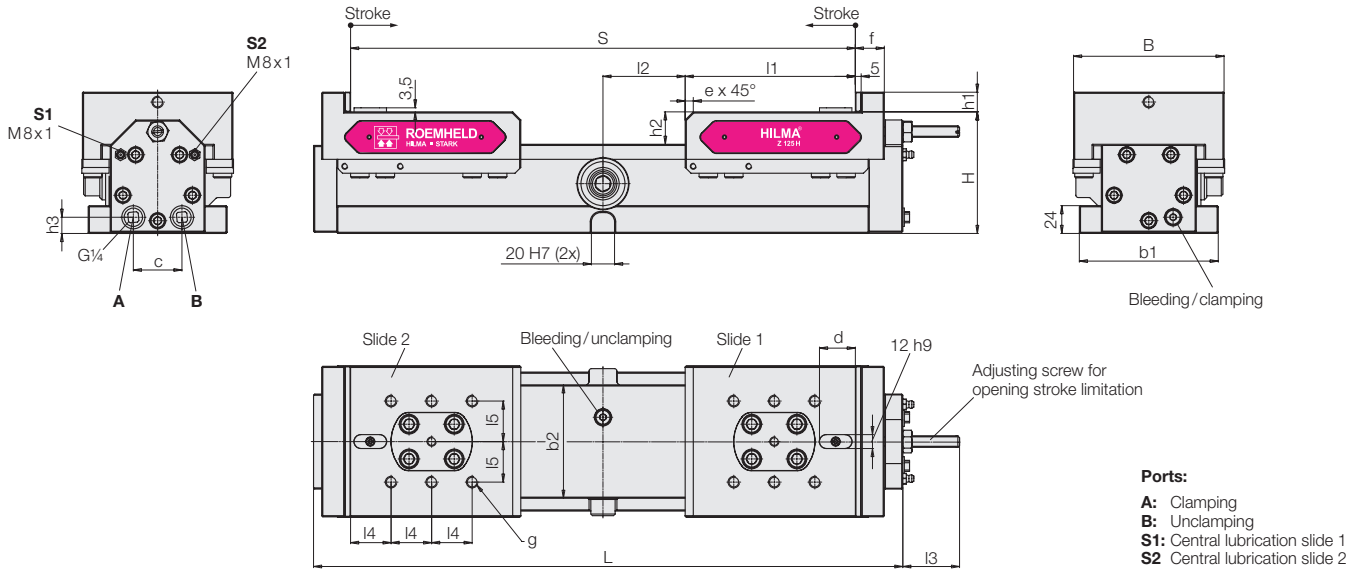
Application example



Workholding systems ZH in use

Technical data Dimensions

Dimensions



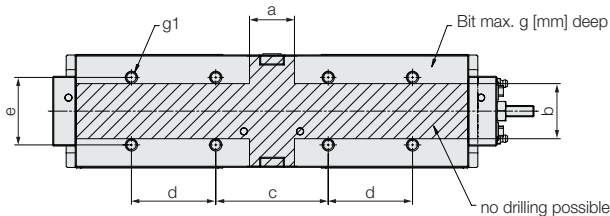
Ports:
A: Clamping
B: Unclamping
S1: Central lubrication slide 1
S2: Central lubrication slide 2

Type	L	B	H	S	g	b1	b2	c	d	e	f	h1	h2	h3	l1	l2	l3	l4	l5
Z 100 H	395	100	95	316	M 8x12	100	74	36	25	12	25	16	26	13	115	43	33	25	30
Z 125 H	509	130	105	436	M10x15	120	98	42	32	7	25	17	28	14	147	71	49	35	35
Z 160 H	605	160	125	520	M12x18	142	122	46	32	22	30	20	34	16	185	75	60	50	40

All dimensions in [mm]

Type	Z 100 H	Z 125 H	Z 160 H	
Clamping principle	concentric	concentric	concentric	
Operation	hydraulic	hydraulic	hydraulic	
Clamping force	[kN]	16	25	40
Max. operating pressure clamping	[bar]	150	150	150
Max. operating pressure unclamping	[bar]	20	20	20
Stroke / slide	[mm]	22	35	45
Oil volume total stroke clamping/unclamping	[cm ³]	61	138	280
Weight without clamping jaws	[kg]	22	39	68
Part no. opening stroke limitation with adjusting screw	935420101	935430101	935440101	
Part no. opening stroke limitation with proximity switch	935420201	935430201	935440201	

Free space for customised mounting hole pattern

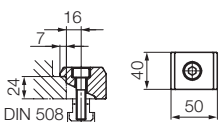


Type	a	b	c	d	e	available thread g1	g
Z 100 H	40	49	100	75	60	M10x15	20
Z 125 H	45	55	164	83	68	M12x20	22
Z 160 H	55	60	160	120	80	M12x20	22

Accessories

Set of clamping claws with screws M 12x45

For safe clamping on the machine table
 (1 set = 4 off)



Part no. 937772011

Set of key blocks DIN 6323

(1 set = 2 off)

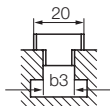


Table slot 14h6 (b3) Part no. 939174121

Table slot 18h6 (b3) Part no. 939174141