

Quick-Acting Swing Clamps



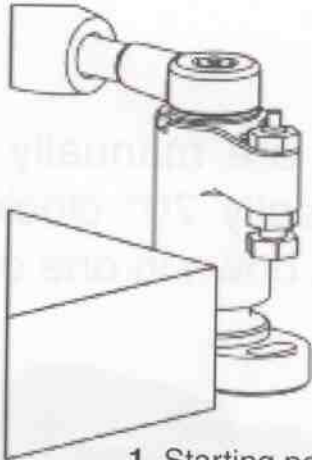
One-Touch Swing Clamps are manually operated clamps that first rotate exactly 70° clockwise into position then clamp straight down in one continuous motion.



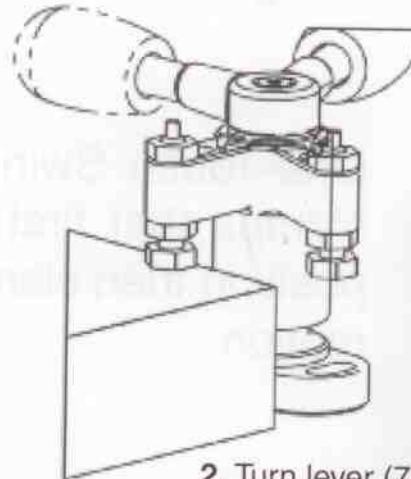
AVAILABLE IN FOUR SIZES

SIZE	MAX. CLAMPING FORCE (LBS)
1	250
2	400
3	500
4	800

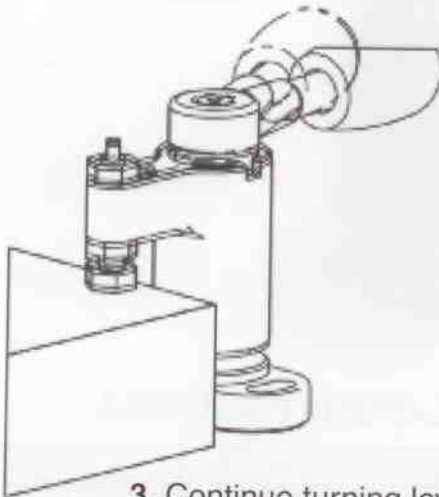




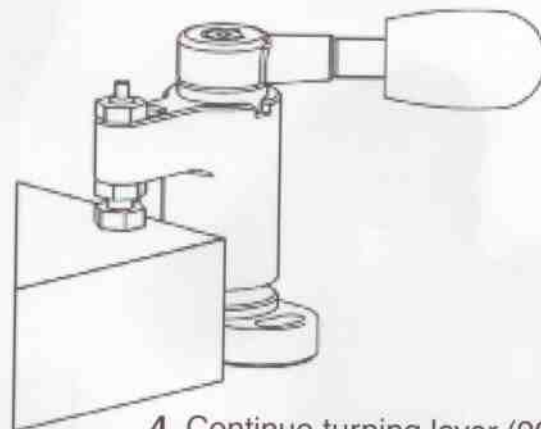
1. Starting position, with clamping arm swung away for loading.



2. Turn lever (70°) to rotate the arm into clamping position.



3. Continue turning lever (through 90°) to advance the arm toward the workpiece.



4. Continue turning lever (90° to 190°) until full clamping force is applied.